




**A FALL UPDATE FROM
YOUR ONTARIO BOARD
MEMBERS**



**EAT BEEF- SOME
DELICIOUS BACK TO
SCHOOL RECIPES**



**CATTLE SHOW
CROSSWORDS AND
WORD SEARCHES**



PROGRAM OUTLINES
WHAT PROGRAMS ARE
AVAILABLE WITH YOUR
YOUTH MEMBERSHIP?

FALL NEWSLETTER 2019



Welcome

Welcome to the 2019 edition of the Fall Newsletter! This is put together by your National Board members. We hope you enjoy the articles! Be sure to check out our fall updates, and a great breakdown of the programs available with your junior membership. Some great recipes, fun crosswords, and word searches, and some informative articles at your fingertips!

Fall Update- Semen Auction

Tyson Black- Treasurer, and Brad Fergus- Ontario Director

Every fall the CCYA National Board put on a fundraising Semen Auction to help generate funds for our Annual Leadership Scholarship. The Leadership Scholarship recognizes senior members and their contribution to the Charolais breed, as well as their leadership among other Charolais youth members. This year our annual CCYA Semen Auction will be held at the Toronto Royal Agricultural Winter Fair at the National Charolais Sale on Friday November 1st at 7:00 pm. This year we have semen on 6 of the top bulls in the breed, so it is an opportunity you will not want to miss. The CCYA National Board would like to thank everyone who has donated and supported this year and in past years, for making our programs and scholarship opportunities possible for our youth.

Semen on offer this year includes:

- 5 straws **SOS Apex** donated by the Alberta Charolais Association
- 3 straws **MY Caous** donated by Rollin' Acres Charolais and Dudgeon-Snobelen Land & Cattle
- 5 straws **SCX Triumph** donated by High Bluff Stock Farms
- 5 straws **Pleasant Dawn Chisum** donated by Pleasant Dawn Charolais
- 5 straws **SOS Chuckwagon** donated by Medonte Charolais
- 5 straws **SVY Wizard** donated by Rollin' Acres Charolais, Saunders Charolais, and Dudgeon-Snobelen Land & Cattle

If you can't make it to the Royal, you can watch the sale from home on [LiveAuctions.tv](https://www.liveauctions.tv)!!

UPCOMING EVENTS


October 31, 2019- CCA Scholarship Application Deadline
November 1, 2019- Semen Auction at the Charolais National Sale, Toronto Royal
January 1, 2020- 2020 CCYA Membership due
February, 2020- CCYA Facebook Fundraising Auction
February 15, 2020- Genetics Program Deadline

CCYA 2019 in Weyburn, SK was a blast! Join us next year in Olds Alberta!



GOIN' SHOWIN' CROSSWORD PUZZLE

MEGAN PERIH, MANITOBA DIRECTOR



- Across**
- 4 You use a _____ chute to fit your animal before a show.
 - 6 What do you call the class when you win a show that is based on how well you show your animal?
 - 8 After you are done washing your animal, what do you use to dry them off?
 - 9 When picking heifers, we want them to have good feet and leg _____.
 - 10 What do you call a steer that has reached the weight where he can now be butchered?
 - 12 What do you use to shave the hair on your cow?
 - 13 What kind of halter do you use when halter breaking your calf?
 - 14 What is the proper name to use when referring to a female cow that is only a year old?
 - 15 What kind of halter should you use when showing a cow?

- Down**
- 1 When a heifer comes back to a show with her first calf, what do we call her now?
 - 2 At a show, where do you take your cattle to be washed?
 - 3 What do you use to set up a show cows feet?
 - 5 What do you call the process of turning a bull calf into a steer?
 - 7 What grain do you have to be careful feeding to your steer so he doesn't bloat?
 - 11 Make sure you always have a _____ comb before you enter the show ring.

(ANSWERS ON PAGE 10)

EAT BEEF

DELICIOUS RECIPES FOR BACK TO SCHOOL

CALINA EVANS, SASKATCHEWAN DIRECTOR

Sweet and Sour Meatballs

Sweet and sour sauce

- 3/4 c. white sugar
- 3 tbsp cornstarch
- 3 tbsp soya sauce
- 9 tbsp vinegar
- 1 ½ c. water

Heat until thick

Meatballs to go with sweet and sour sauce.

- 1-1/2 lb pkg hamburger
- Salt
- Pepper
- Onion salt
- 1 Egg
- 1/4 c. bread crumbs

Mix ingredients together and form meatballs. Brown in oil in a frying pan. Pour thickened sweet and sour sauce over meatballs and cook 1/2 an hour in a 350 oven or in the frying pan on the stove. Serve with rice.

* meat mixture can also be used to make burgers or meatloaf (put 1/4c ketchup on meat mixture put into a loaf pan. Bake meatloaf for 45 mins to 1 hour at 350 degrees)



Hamburger Stroganoff

- 2 tbsp butter
 - 1 lb hamburger
 - 2 tbsp flour
 - 1 tsp salt
 - 1 tsp pepper
 - 1 can Cream of Chicken soup
 - 1/2 c. sour cream
 - 1/4 c. grated cheese
 - 3 c. cooked noodles (medium egg noodles work well)
- Cook hamburger until brown. Stir in flour, salt and pepper. Cook for 5 mins. Stir in soup and cook, uncovered, for 10 mins. Stir in sour cream and cheese. Heat through. Mix in noodles or serve on noodles



Saucy Pizza Rolls

8 lasagna noodles
 1 lb. ground beef
 1/2 c. chopped onion
 2- 10 1/2 oz. cans pizza sauce
 6 oz. Mozzarella cheese, shredded
 Sliced mushrooms (drained)
 1 egg, beaten slightly

Cook lasagna noodles. Cool. Heat oven to 350. In medium skillet, brown hamburger with onion. Drain and stir in 1/2 c. pizza sauce, 1/2 c. cheese, mushrooms and egg. Spread each lasagna noodle with a generous 1/3 c. mixture. Carefully roll up and place, seam down, in ungreased 12"x8" baking dish. Pour remaining sauce over rolls. Cover and bake for 40-45 mins. Sprinkle with remaining cheese and bake for an additional 4-6 mins, or until cheese melts.



Cattle Show Word Search

Haley Rosso, Secretary



Find the following words in the puzzle.
 Words are hidden ↑ ↓ → ← and ↘ .

(ANSWERS ON PAGE 11)

ADHESIVE
 BLOWER
 CLASS
 CLIPPERS
 COLLARED SHIRT
 COWBOY BOOTS
 EXHIBITOR HARNESS

FINAL BLOOM
 FOAM
 GRAND CHAMPION
 JEANS
 RESERVE CHAMPION
 ROPE HALTER
 SCRUB BRUSH

SHOW HALTER
 SHOWNUMBER
 SKI TOOTH COMB
 SOAP
 WHITENING SHAMPOO
 WHITE TOUCH UP

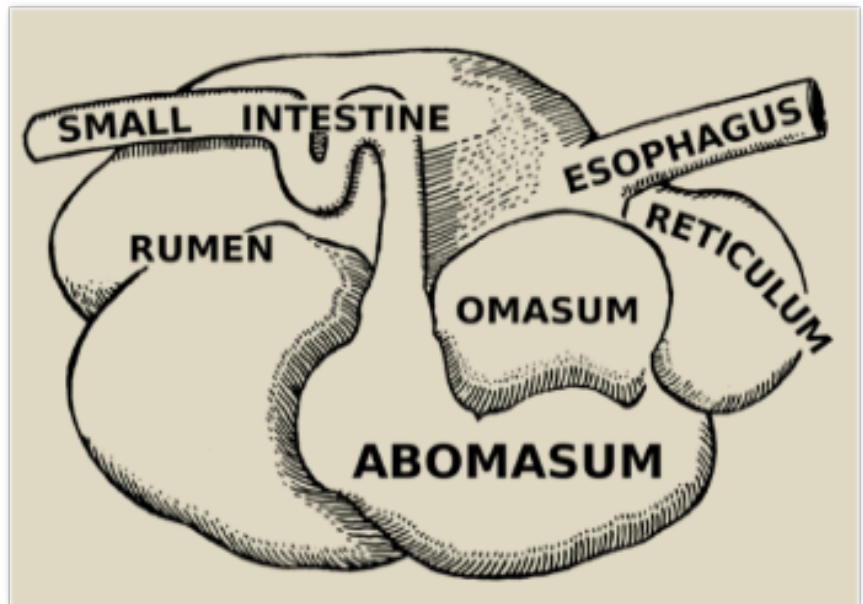
HOW DOES A COW'S STOMACH WORK?

REEGAN MCLEOD, VICE PRESIDENT

Many people believe that cows have four stomachs. Although they only technically have one, it is comprised of four distinct compartments. Since cattle only eat vegetation, their stomachs have evolved to be able to digest vegetation as effectively and efficiently as possible. The four compartments of a cow's stomach are; **the rumen, the reticulum, the omasum, and the abomasum.**

When food enters the cow's stomach its first stop is the **rumen**. The rumen is like a giant holding tank. This is where vegetation will start to break down. The rumen has a large bacterial population that works to break down cellulose. Although some of the plant matter is broken down in the rumen, it is not broken down well enough to be completely digested.

The **reticulum** is the next compartment and is quite unique. The reticulum allows the cow to regurgitate its food to chew it a second time. This is what is referred to as "chewing the cud", which helps break the plant matter down into smaller pieces to be digested.



Once the cow has chewed their food a second time, the food is passed to the **omasum**. This is where the absorption of nutrients begins. The omasum is made up of many folds, making it so nutrients and water can be absorbed effectively. Any food that needs further digestion moves along to the abomasum.

The final compartment of a cow's stomach is the **abomasum**, which is sometimes considered the "true" stomach. Food is broken down even further because of the large amounts of acid and bile in this compartment. Once broken down, the nutrients are absorbed. Any remaining food will then leave the abomasum and enter the intestines to eventually be excreted.



WHY BUY A CHAROLAIS HEIFER THIS YEAR?

EVAN JAMIESON, ALBERTA DIRECTOR

If you're sitting on the fence as a junior on whether or not to buy a Charolais heifer this year, here are some reasons why you should. First of all, there are many discounts offered for juniors at auctions

across the country. For example, in at the Alberta Select Sale, there has been a \$1000 credit available to juniors who have shown a Charolais influence calf in the past year.

Also, when you have a heifer or steer of Charolais influence, there is a \$125 refund available through CCYA to those who have exhibited a calf in a junior show. All that have a CCYA membership are eligible, and any junior show including a 4-H show or CCYA counts! When you're ready to breed your heifer, CCYA and Junior CCA members can apply for free semen through the Purchase Incentive Program. Through this program, you can choose a bull from the CCYA semen inventory list, which includes semen from

any bull in the Semex, Genex, or Select Sires catalogues. Two straws will then be purchased by the CCYA and are released in your name. All that is required is the purchase of a Charolais heifer- it does not even have to be purebred! Be sure to check out the CCYA website and sales for junior incentives available to you-

www.youth.charolais.com!





PROGRAM OUTLINE

KEEGAN BLEHM, PRESIDENT

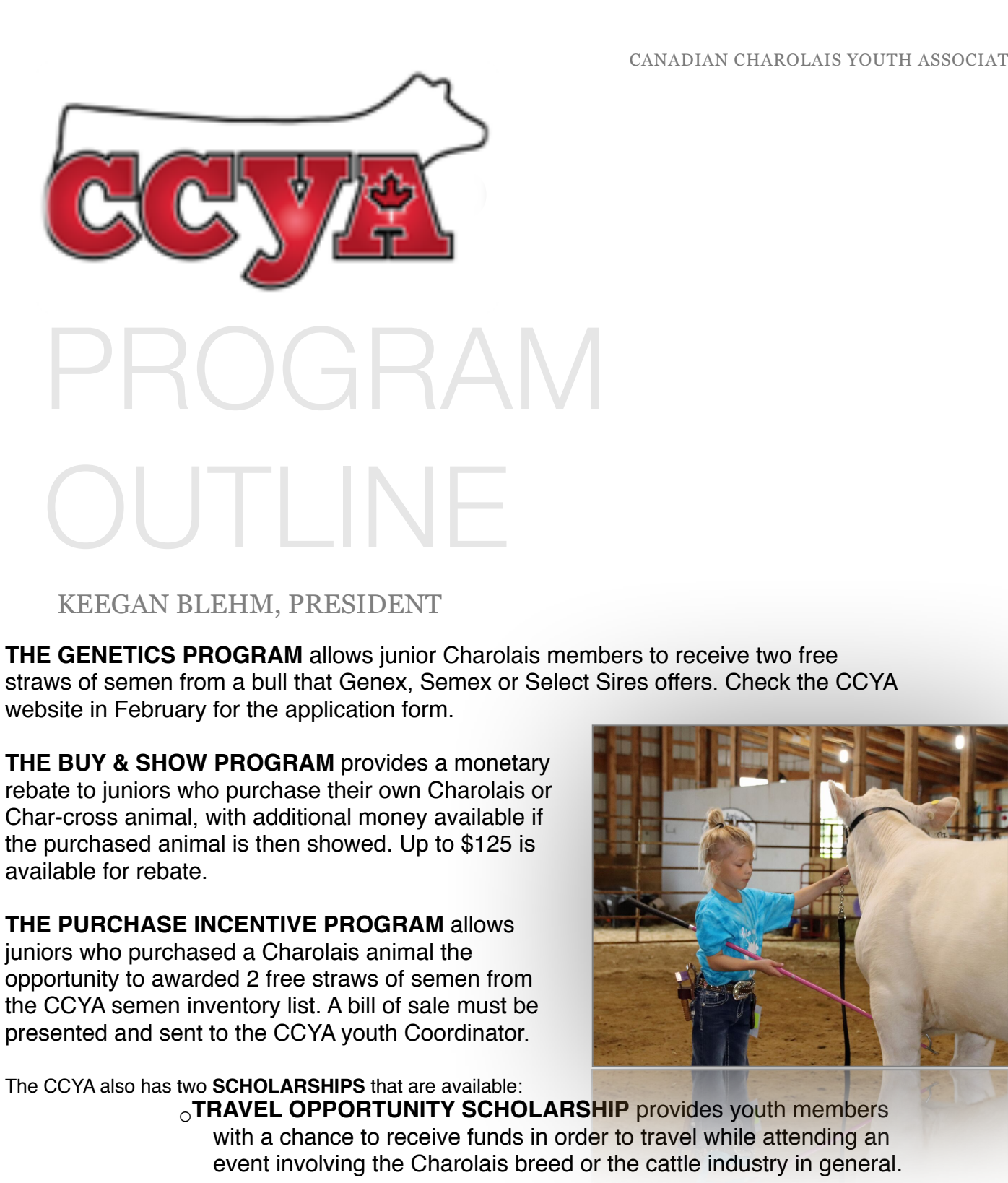
THE GENETICS PROGRAM allows junior Charolais members to receive two free straws of semen from a bull that Genex, Semex or Select Sires offers. Check the CCYA website in February for the application form.

THE BUY & SHOW PROGRAM provides a monetary rebate to juniors who purchase their own Charolais or Char-cross animal, with additional money available if the purchased animal is then showed. Up to \$125 is available for rebate.

THE PURCHASE INCENTIVE PROGRAM allows juniors who purchased a Charolais animal the opportunity to awarded 2 free straws of semen from the CCYA semen inventory list. A bill of sale must be presented and sent to the CCYA youth Coordinator.

The CCYA also has two **SCHOLARSHIPS** that are available:

- **TRAVEL OPPORTUNITY SCHOLARSHIP** provides youth members with a chance to receive funds in order to travel while attending an event involving the Charolais breed or the cattle industry in general.
- **LEADERSHIP SCHOLARSHIPS** are presented at the conference and show each year. Funds are raised through the Semen Auction. These awards recognize senior members on their contribution to the Charolais breed and their leadership among other Charolais youth members.



If there are any questions or how to apply for all these great programs visit the CCYA website or contact one of the National Board members.

MEET YOUR BOARD



BACK ROW: HALEY ROSSO, CALINA EVANS, TYSON BLACK, BRAD FERGUS
FRONT: SHAE-LYNN EVANS (YOUTH COORDINATOR), KEEGAN BLEHM, REEGAN MCLEOD


INTERNET CONTACTS

Email – charolaisyouth@gmail.com

Follow us on Twitter – @charolaisyouth

Find us on Facebook – CCYA

ANSWER KEYS



- Across
- 4 You use a _____ chute to fit your animal before a show.
 - 6 What do you call the class when you win a show that is based on how well you show your animal?
 - 8 After you are done washing your animal, what do you use to dry them off?
 - 9 When picking heifers, we want them to have good feet and leg _____.
 - 10 What do you call a steer that has reached the weight where he can now be butchered?
 - 12 What do you use to shave the hair on your cow?
 - 13 What kind of halter do you use when halter breaking your calf?
 - 14 What is the proper name to use when referring to a female cow that is only a year old?
 - 15 What kind of halter should you use when showing a cow?

- Down
- 1 When a heifer comes back to a show with her first calf, what do we call her now?
 - 2 At a show, where do you take your cattle to be washed?
 - 3 What do you use to set up a show cows feet?
 - 5 What do you call the process of turning a bull calf into a steer?
 - 7 What grain do you have to be careful feeding to your steer so he doesn't bloat?
 - 11 Make sure you always have a _____ comb before you enter the show ring.

SOLUTION**Cattle Show**

```

. . . . . S S E N R A H R O T I B I H I X E
. N . . . . . B M O C H T O O T P I K S . .
. O . . . . . . . . . . . . . M A O F P
. I S C R U B B R U S H . . . S N A E J . . U
. P . C L I P P E R S . . . . . . . . . H
R M . . . . . . . . . . . . . . . C
E A . . . . . G R A N D C H A M P I O N R U
T H O O P M A H S G N I N E T I H W . . . E O
L C . . . . . . . R E T L A H W O H S . B T
A E . . . . . . . . . . . . . . . M E
H V . . . . . R E W O L B . . S O A P . . U T
E R . . . A D H E S I V E . . . . . . N I
P E . . . S S A L C . . . . . . . W H
O S . C O L L A R E D S H I R T . . . . . O W
R E . . . . . S T O O B Y O B W O C . . H .
. R . . F I N A L B L O O M . . . . . S .

```

Word directions and start points are formatted: (Direction, X, Y)

ADHESIVE (E,6,12)	FINALBLOOM (E,5,16)	SHOWHALTER (W,20,9)
BLOWER (W,13,11)	FOAM (W,22,3)	SHOWNUMBER (N,22,16)
CLASS (W,11,13)	GRANDCHAMPION (E,9,7)	SKIPTOOTHCOMB (W,21,2)
CLIPPERS (E,4,5)	JEANS (W,20,4)	SOAP (E,16,11)
COLLARED SHIRT (E,4,14)	RESERVECHAMPION (N,2,16)	WHITENINGSHAMPOO
COWBOYBOOTS (W,19,15)	ROPEHALTER (N,1,15)	(W,18,8)
EXHIBITORHARNESS (W,23,1)	SCRUBBRUSH (E,3,4)	WHITETOUCHUP (N,23,14)